


HOW TO USE HEALTH DIRECT FOR YOUR GP APPOINTMENT

- 1) When your GP is ready for your appointment, they will send you a link. Click on it. It can take some time to load.



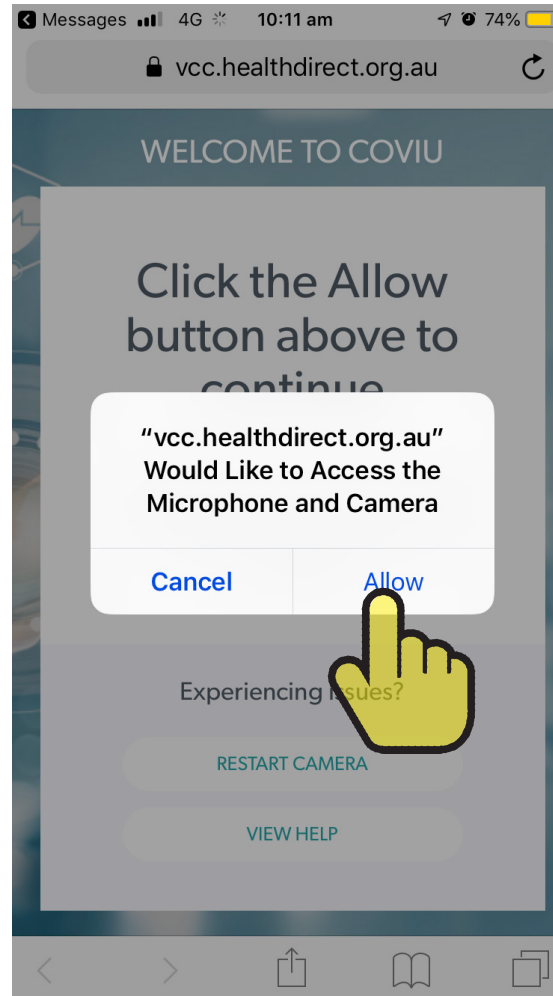
Text Message
Today 10:09 am

Jeni Anning from Pioneer Health has invited you to their call. Tap the link below to join.

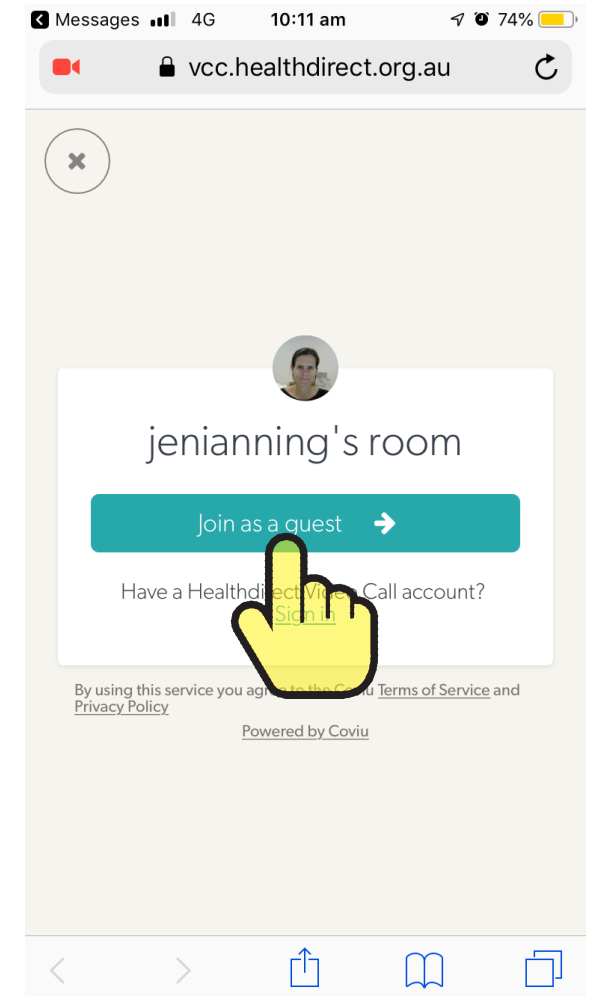
<https://vcc.healthdirect.org.au/t/pioneerhealth/room/@jenianning>



- 2) Click **ALLOW**

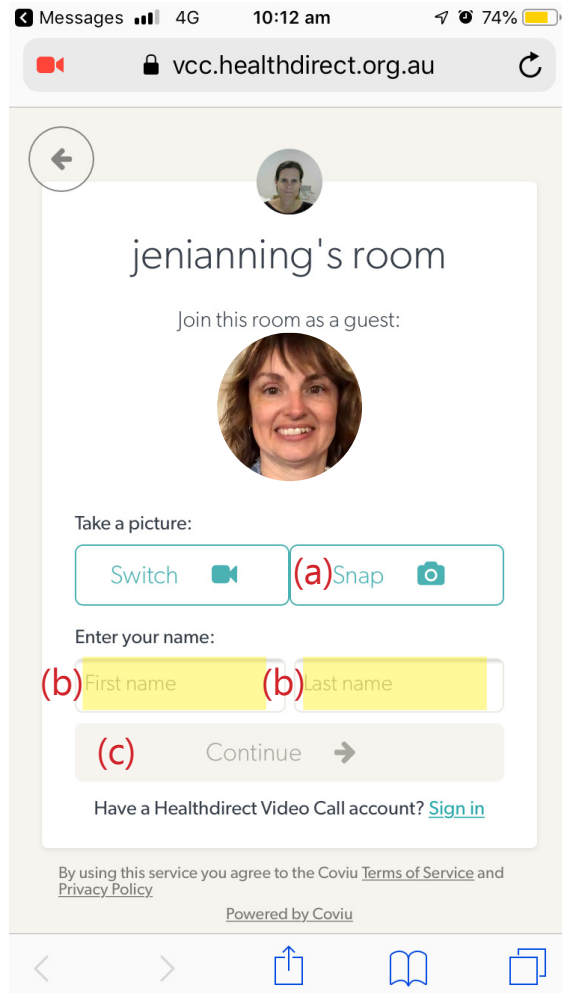


- 3) Click **JOIN AS A GUEST**



4) You will need to take a photo to proceed. Ideally this will be a photo of your face but if you are not comfortable with that, please just take a photo of the wall.

- (a) Click **SNAP** to take the photo
- (b) Enter your name in the fields and
- (c) Click **CONTINUE**



5) You will see this screen until the GP accepts your call

